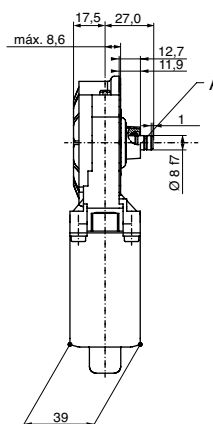
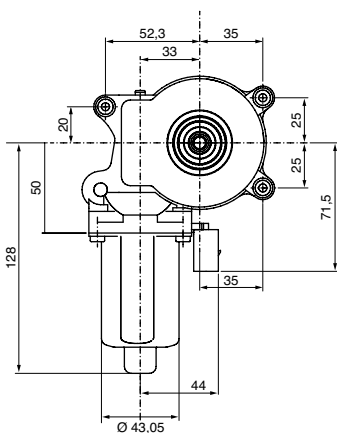
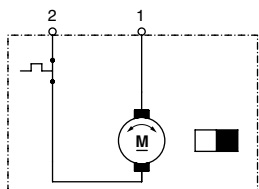
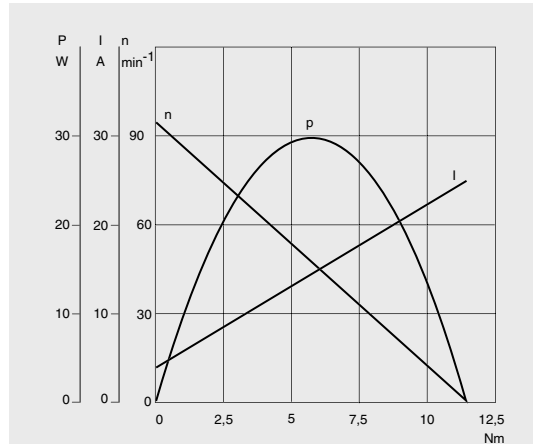


FPG 0 130 821 416 / 0 130 821 417

12 V 8,9 W



U_N	12 V
P_N	8,9 W
n_N	85 rpm
I_N	6 A
$I_{M\acute{A}X.}$	25,0 A
M_N	1 Nm
M_A	12 Nm
i	73 : 1
Rot.	L / R
S	S2 - 5 min
IP	IP 5X
kg	0,560 kg
⊕ R	0 130 821 416
⊕ L	0 130 821 417



A O eixo deve ser apoiado no plano de parafusagem.
Folga máx. admitida 0,1
El eje debe apoyarse en el plano de destornillamiento.
Holgura máx. admitida 0.1
The shaft must be supported on the screw plan.
Max. clearance acceptable 0.1

CASA FERREIRA

R. Florêncio de Abreu, 150 - Centro - São Paulo - SP

Tel. (11) 3326.3099 - Fax (11) 3228.3047

Site: www.casaferreira.com.br E-mail: vendas@casaferreira.com.br